



**HONDA**

**CITY**



# RE:FINING THE GAME

The game reaches a new stage. City levels up once more. Appreciate refinements from the inside out that signal Honda's continuing quest for perfection.





## RE-FINED DESIGN

A longer, more elegant body and sleek accents make the City more stunning than ever. This is what it means to fine-tune the best to make it even better.



### HONEYCOMB FRONT GRILLE WITH RS EMBLEM

An outstanding honeycomb grille ensures that the RS is ready to impress.

### AUTO LED HEADLIGHTS

A captivating light design catches the eye, day and night.

### LED FOG LIGHTS

Gain extra visibility when needed with LED Fog Lights in a dynamic new design.



### REAR BUMPER & DIFFUSER

A streamlined rear bumper with an aerodynamic diffuser ups the style game.



### POWER RETRACTABLE DOOR MIRRORS WITH TURNING LIGHTS

Sharply styled door mirrors keep your surroundings in clear view.




### 16" DUAL TONE ALLOY WHEELS

Metallic shine contrasts with glossy piano black, in a perfect symmetry of style.



# RE:FINED PERFORMANCE

City refines what fun feels like with an engine tuned to balance power and fuel efficiency. It's time to effortlessly conquer any challenge.




### 1.5L e:HEV POWERTRAIN

Experience the thrill of controlling an advanced e:HEV engine with the most powerful torque in its class.

### 1.5L DOHC i-VTEC ENGINE

The smooth and responsive i-VTEC engine makes every journey a sheer pleasure.



### DECELERATION SELECTOR PADDLE

Be confident as you gain extra control over your speed while cornering or driving downhill.



### SPORTS PEDAL

Feel an undeniable thrill as you step on the sleek, chrome plated Sports Pedal.



# RE:FINED COMFORT

Admire a thoughtful and functional cabin that puts you at the centre. It's a space that has been upgraded with innovations and design details that put a smile on your face.

## ELEGANT DASHBOARD

A bold red line across the dashboard makes a statement you can't miss.



## 8 SPEAKERS

Surround yourself with sound that elevates every journey.



## 7" TFT METER

Be in full command of your drive with large meters packed with information.



### LEATHER^ SEATS WITH RED STITCHING

Vibrant red stitching has a distinct edge that complements its leather^ seats.



### SPACIOUS REAR SEATS

Passengers can stretch out in a spacious cabin, equipped with 60:40 Rear Foldable Seats.



### 8" DISPLAY AUDIO

A vivid display wirelessly syncs with your smartphone so you can access your favourite apps. Compatible with Apple CarPlay™ & Android Auto™.\*

### AUTO AIR CONDITIONING

A colour changing knob turns red or blue when you adjust the temperature.



### REAR AIR CONDITIONING VENTILATION

Extend maximum comfort to your passengers with their own air conditioning vent.



### TYPE C USB PORT

Charge up on the go with the convenience of multiple USB Ports for your devices.

^Combination Leather \*Android Auto™ will be available upon official launch of the service in Malaysia. Actual model, features and specifications may vary in detail from images shown. Subject to change without prior notice.



### MULTI-UTILITY TRUNK SPACE

Class-leading cargo space of 519L lets you carry big or bulky items with ease.

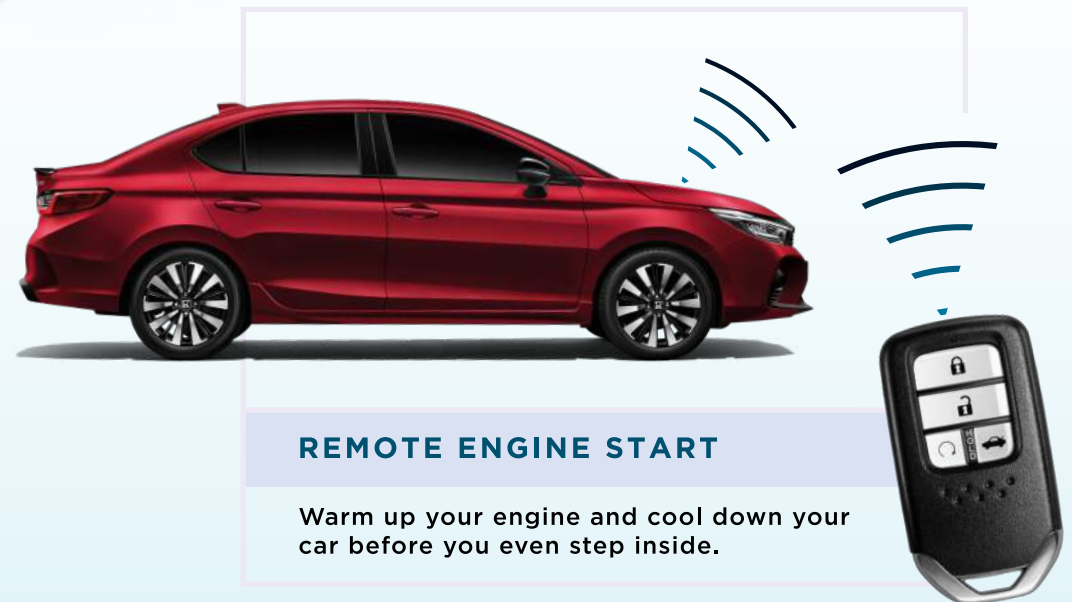
# RE-FINED CONVENIENCE

These modern conveniences are class leading and give you the advantage on every journey.



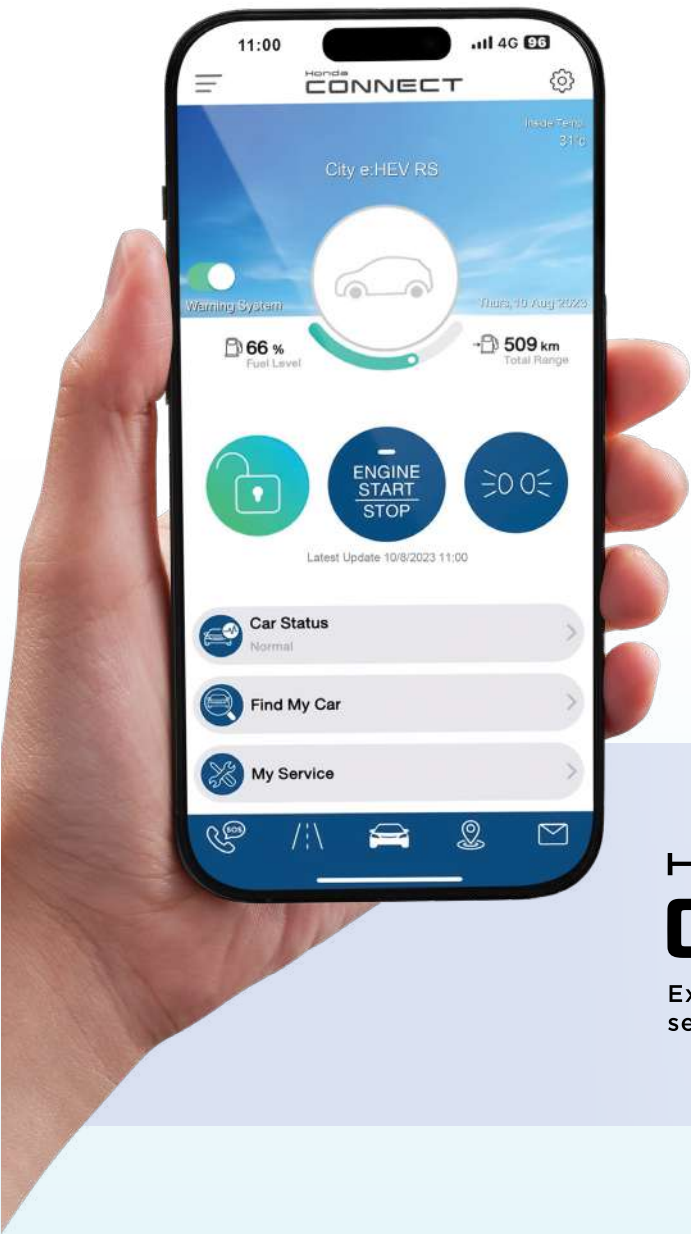
### WALK AWAY AUTO LOCK

Enjoy the convenience of automatic locking as you walk away from your car.



### REMOTE ENGINE START

Warm up your engine and cool down your car before you even step inside.



## SAFETY

	<b>AUTOMATIC COLLISION DETECTION</b>	<p>In the event of an accident, an automatic call for help will be made.</p>
	<b>SECURITY ALARM DETECTION</b>	<p>If your car alarm is triggered, you'll be notified so that you can take action.</p>
	<b>SPEED ALERT</b>	<p>Fix a maximum speed and receive alerts if your car exceeds it.</p>

## SECURITY

	<b>FIND MY CAR</b>	<p>Locate your car accurately at any time.</p>
	<b>GEO-FENCING ALERT</b>	<p>Set location boundaries and be alerted if your car crosses them.</p>
	<b>EMERGENCY CALL</b>	<p>Reach your emergency contacts with a few taps on your phone.</p>

## CONVENIENCE

	<b>CAR STATUS</b>	<p>Take an in-depth look at your car's systems and know when they need your attention.</p>
	<b>REMOTE VEHICLE CONTROL</b>	<p>Turn on your engine, cool down your car, lock the doors or switch on its lights from afar.</p>
	<b>SERVICE REMINDER</b>	<p>Stay ahead of routine maintenance with reminders of when your next service is due.</p>

# Honda CONNECT

Experience our new innovation that puts safety, security and convenience in your hands.

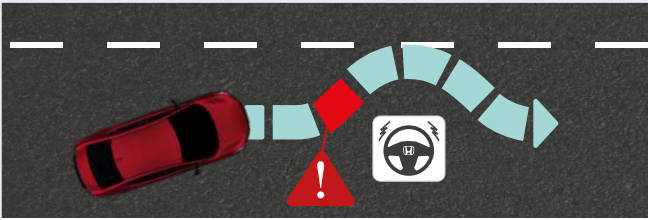
# RE:FINED CONTROL

Honda SENSING is a driver-assistive technology that gives you additional control over your drive and helps to reduce the risk of accidents.



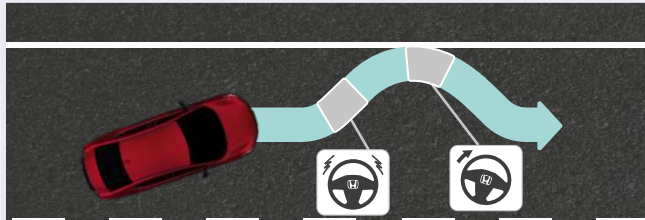
Honda  
**SENSING**

\*Honda SENSING alerts and assists drivers to drive safely on the road. Honda SENSING functions best in conducive weather and visibility conditions. Keep the camera clean and unobstructed for optimum performance. Despite the capabilities of Honda SENSING, drivers remain responsible for safely operating the vehicle and avoiding collisions. Drivers should always keep their hands on the steering wheel and be in control of their driving behaviour at all times.



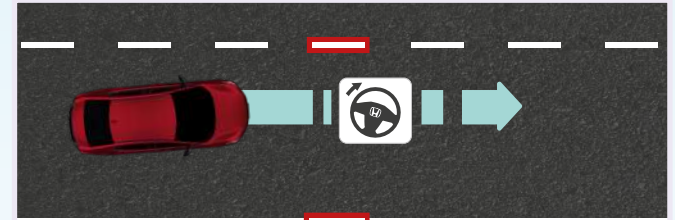
### LANE DEPARTURE WARNING

If you leave your lane unintentionally, you'll be alerted by vibrations from the steering wheel.



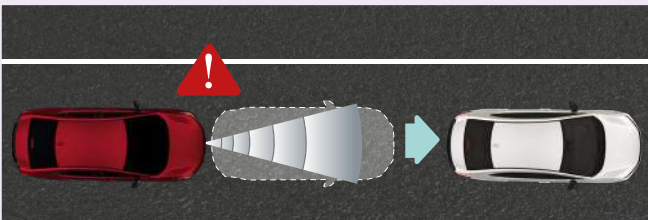
### ROAD DEPARTURE MITIGATION

Steering correction moves you back to your lane if you veer too close to the edge of the road.



### LANE KEEP ASSIST SYSTEM

Alerts and gently corrects the steering to keep your car in the middle of the lane.




### FORWARD COLLISION WARNING

Audio and visual alerts signal an increasing risk of collision.



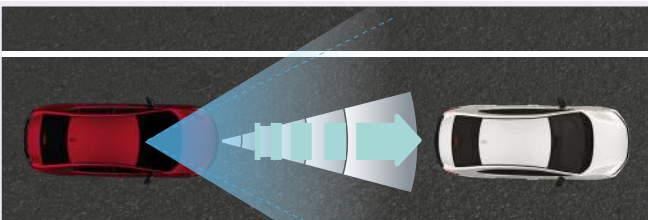
### COLLISION MITIGATION BRAKING SYSTEM

Brakes will be applied to prevent or reduce the impact of a collision.



### AUTO HIGH BEAM

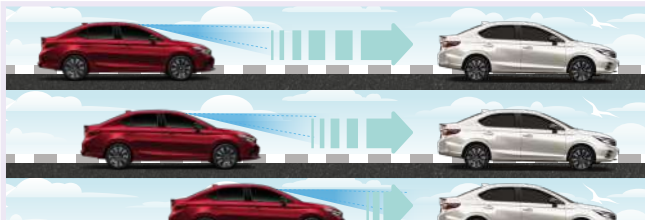
Automatically switches between high beam and low beam for optimum visibility at night.



### ADAPTIVE CRUISE CONTROL

Fix your cruising speed and safe distance to keep pace with the car ahead.^

*^Works with Low Speed Follow*



### LOW SPEED FOLLOW

Eases fatigue by automatically stopping and moving your car in tune with the flow of traffic.^

*^^Works with Adaptive Cruise Control*



### LEAD CAR DEPARTURE NOTIFICATION SYSTEM

Get an alert when the car ahead of you moves and it's your turn to go.



### Honda LaneWatch

See what's in your blind spot with a live video shown on your display audio.



# RE:FINED SAFETY

Progress is nothing without safety. That's why City is fully equipped with features designed to protect all.



### 360° VIEW CAMERA

Experience enhanced awareness, easier parking and manoeuvring with a 360° View Camera.



### ELECTRIC PARKING BRAKE WITH AUTO BRAKE HOLD

Simple and sleek controls keep your car stationary while parking or waiting in traffic.



### EMERGENCY STOP SIGNAL (ESS)

Flash a warning to cars around you when your car comes to a sudden stop.



### HILL START ASSIST (HSA)

Holds your car in place on a slope without having to keep the brakes pressed.



### 6 AIRBAGS

Peace of mind is having all-around protection for every passenger.



### ISO FIX I-SIZE TYPE

Secure your child's seat in its place with industry-standard ISO FIX anchor points.

# Modulo

Honda Custom Performance  
Honda Genuine Accessories

## RE-FINED IMPRESSION

Keep all eyes on you with further enhancements to the City that raise your individuality.



### MODULO PACKAGE

Available for S, E & V variants only



**FRONT ACCENT GARNISH**



**FRONT UNDER SPOILER**



**SIDE UNDER SPOILER**



**REAR UNDER SPOILER**



**TRUNK SPOILER**



### MODULO 1.0 PACKAGE

Available for all variants



**FRONT UNDER SPOILER**



**REAR UNDER SPOILER**

### URBAN PACKAGE

Available for S, E & V variants only



DOOR VISOR



FOOTLIGHT



SIDE STEP GARNISH



SPORTS PEDAL

### URBAN 1.0 PACKAGE

Available for all variants



DOOR VISOR



FOOTLIGHT



SIDE STEP GARNISH

### UTILITY PACKAGE RS

Available for e:HEV RS variant only



BODY COVER



TRUNK TRAY\*



TRUNK ORGANISER



DOOR HANDLE COVER



REFLECTIVE FILM

### UTILITY PACKAGE

Available for Petrol RS, V, E & S variants only



BODY COVER



TRUNK TRAY\*



TRUNK ORGANISER



DOOR HANDLE COVER



REFLECTIVE FILM

### PROTECTION PACKAGE

Available for all variants



WHEEL LOCK NUT



ULTRA WINDOW COATING



ULTRA GLASS BODY COATING

### OPTIONAL / INDIVIDUAL ITEM

Available for all variants



TINT FILM PACKAGE

#### Honda AUTHORISED WINDOW TINT FILM

TINT FILM PACKAGE	TSER**
Ray Barrier 4+	60%
Ray Barrier 6+	60%
Ray Barrier 4 Black Pearl	62%
Ray Barrier 6 Black Pearl	62%



FRONT & REAR DIGITAL VIDEO RECORDER (DVR)

### OPTIONAL / INDIVIDUAL ITEM

Available for S, E & V variants

Honda CONNECT

\*Trunk tray design differs between e:HEV RS and Petrol RS, S, E & V. \*\*Total Solar Energy Rejection (% reflects highest performance window in package).

# SPECIFICATIONS

TYPE	1.5L Petrol				1.5L e:HEV
GRADE	S	E	V	RS	RS
<b>ENGINE</b>					
Engine Type	4 Cylinder, 16 Valve, DOHC i-VTEC				4 Cylinder, 16 Valve, DOHC i-VTEC (Atkinson Cycle)
Displacement (cc)	1,498				
Fuel Supply System	Electronic Fuel Injection (PGM-FI)				
Max Power [PS (kW) @ rpm]	121 (89) @ 6,600				Engine: 98 (72) @ 5,600 – 6,400 Motor: 109 (80) @ 3,500 – 8,000
Max Torque [Nm (kg-m) @ rpm]	145 (14.8) @ 4,300				Engine: 127 (13.0) @ 4,500 – 5,000 Motor: 253 (25.8) @ 0 – 3,000
<b>TRANSMISSION</b>					
Transmission Type	Continuous Variable Transmission (CVT)				Electric Continuous Variable Transmission (e-CVT)
<b>PERFORMANCE</b>					
Maximum Speed (km/h)	196		195		177
Acceleration [0 – 100 km/h (secs)]	10.2		10.4		9.9
Fuel Consumption (L/100km)	5.6				3.6
<b>STEERING SYSTEM</b>					
Type	Electric Power Steering (EPS)				
Turning Radius At Body (m)	5.0				
<b>SUSPENSION SYSTEM</b>					
Front	MacPherson Strut				
Rear	Torsion Beam				
<b>BRAKE SYSTEM</b>					
Front	Ventilated Disc				
Rear	Drum				Solid Disc
Parking Brake	Hand Brake Lever				Electric Parking Brake
<b>TYRES &amp; WHEELS</b>					
Alloy Wheels	15"				16"
Tyre Size	185/60R15				185/55R16
Spare Wheel	15"				Temporary Repair Kit
<b>DIMENSIONS</b>					
Length x Width x Height (mm)	4,580 x 1,748 x 1,467				4,589 x 1,748 x 1,467
Wheelbase (mm)	2,600				
Tread Front/Rear (mm)	1,495/1,483				1,495/1,485
Curb Weight (kg)	1,125	1,126	1,136	1,139	1,250
Boot Capacity (Litre)	519				410



Phoenix Orange Pearl  
(YR-639P)



Ignite Red Metallic  
(R-575M)



Meteoroid Gray Metallic  
(NH-904M)



Platinum White Pearl  
(NH-883P)



Stellar Diamond Pearl\*\*  
(NH-922P)

\*\*Stellar Diamond Pearl only available for 1.5L Petrol Variant.

# MAJOR EQUIPMENT

TYPE	1.5L Petrol				1.5L e:HEV
	S	E	V	RS	RS
<b>EXTERIOR</b>					
Headlights	Projector Halogen			LED	
Auto Headlights	•	•	•	•	•
Daytime Running Lights	LED				
Front Fog Lights	-	-	LED		
Side Mirrors with Turning Lights	•	•	•	•	•
Outer Door Handle	Body Colour	Chrome		Body Colour	
Trunk Spoiler	-	-	-	•	•
Rear Combi Lights	LED				
Antenna	Shark Fin				
<b>INTERIOR &amp; CONTROL</b>					
Remote Engine Start	-	•	•	•	•
Walk Away Auto Lock	•	•	•	•	•
Smart Entry with Push Start Button	•	•	•	•	•
Paddle Shift	•	•	•	•	-
Deceleration Selector Paddle	-	-	-	-	•
Meter Cluster	4.2" TFT Meter			7" TFT Meter	
Air Conditioning	Manual	Single Auto			
Rear Air Conditioning Ventilation	•	•	•	•	•
Steering Wheel	Urethane		Leather^		
Gear Knob Type	Urethane		Leather^		
Upholstery	Fabric		Leather^		
60:40 Seats	•	•	•	•	•
Steering Wheel Switch Audio Control	•	•	•	•	•
Pedal Pad Type	Normal			Sport	
Power Adjustable Door Mirror	•	•	•	•	•
Power Retractable Door Mirror	•	•	•	•	•
Centre Console with Armrest	•	•	•	•	•
Rear USB Charger	-	2	2	2	2
<b>AUDIO</b>					
Audio System	Standard Audio	8" Display Audio			
Apple CarPlay™ & Android Auto™ Connectivity*	-	•	•	• (Wireless)	• (Wireless)
USB Port	1	2	2	2	2
Hands-Free Telephone (HFT)	•	•	•	•	•
Speakers	4	4	4	4	4
Bluetooth	•	•	•	•	•
Tweeter	-	4	4	4	4

## Honda Service Package



5-year Warranty with Unlimited Mileage,\*\*



Applicable up to 5 times within 100,000km or 5 years.\*\*



8-year Hybrid Battery (Lithium-Ion) Warranty with Unlimited Mileage.\*\*



\*Terms and conditions apply. \*\*Applicable for e:HEV RS variant only.

TYPE	1.5L Petrol				1.5L e:HEV
	S	E	V	RS	RS
<b>SAFETY &amp; SECURITY</b>					
Dual Front SRS Airbags	•	•	•	•	•
Side Airbags	•	•	•	•	•
Side Curtain Airbags	•	•	•	•	•
Driver Seatbelt Reminder	•	•	•	•	•
Assistant Seatbelt Reminder	•	•	•	•	•
Rear Seatbelt Reminder	•	•	•	•	•
ISOFIX I-Size Type	•	•	•	•	•
Auto Door Lock	•	•	•	•	•
Vehicle Stability Assist (VSA)	•	•	•	•	•
Anti-lock Braking System (ABS)	•	•	•	•	•
Electronic Brake Distribution (EBD)	•	•	•	•	•
Brake Assist (BA)	•	•	•	•	•
Auto Brake Hold (ABH)	-	-	-	-	•
Hill Start Assist (HSA)	•	•	•	•	•
Emergency Stop Signal (ESS)	•	•	•	•	•
Reverse Sensors	2	2	2	2	2
Reverse Camera	-	Multi-angle			
360° View Camera	-	-	-	•	•
Honda LaneWatch Camera (LWC)	-	-	•	•	•
Honda SENSING (FCW, CMBS, LDW, LKAS, RDM, ACC, AHB, LSF, LCDN)	-	-	-	-	•
Honda SENSING (FCW, CMBS, LDW, LKAS, RDM, ACC, AHB, LCDN)	•	•	•	•	-
Forward Collision Warning (FCW)	•	•	•	•	•
Collision Mitigation Braking System (CMBS)	•	•	•	•	•
Lane Keep Assist System (LKAS)	•	•	•	•	•
Lane Departure Warning (LDW)	•	•	•	•	•
Road Departure Mitigation (RDM)	•	•	•	•	•
Adaptive Cruise Control (ACC)	•	•	•	•	•
Low Speed Follow (LSF)	-	-	-	-	•
Auto High Beam (AHB)	•	•	•	•	•
Lead Car Departure Notification (LCDN)	•	•	•	•	•
Honda CONNECT (Safety, Security, Convenience)	-	-	-	•	•
Security Alarm with Immobiliser	•	•	•	•	•

•Standard

^Combination Leather

Actual model, features and specifications may vary in detail from images shown. Subject to change without prior notice. Colours are subject to stock availability. \*Android Auto™ will be available upon official launch of the service in Malaysia.

Authorised Dealer:

# RE:FINING THE GAME